



FINISHES

● COLORS



DIMENSIONS

● DIAMETERS mm. | HEIGHT 80 mm.

350 | 450 | 650 | 950 | 1250

LIGHTING OPTIONS

■ DIFFUSERS

OPAL | MICROPRISMATIC

POWERS

STANDARD

CRI

90

COLOR TEMPERATURES

2700K | 3000K | 4000K

▼ DIMMABLE OPTIONS

DALI | 1.10 | PUSH

▲ LIGHT DISTRIBUTION OPTIONS

DOWN | UP-DOWN

LUMINAIRE INCLUDES

.PN

3 x Suspension cables 3m
 NON-DIM DOWN: 1 x Feed Hose 3 x 0,75mm²
 DIM DOWN or NON-DIM DOWN-UP: 1 x Feed Hose 5 x 0,75mm²
 DIM DOWN-UP (only): Cabling 1 circuit, 1 x Feed Hose 5 x 0,75mm²
 Connection box CB03 with luminaire's finish

.SR

Surface mounting kit



ON DEMAND

Special RAL Color
 Number of switches
 Emergency Lighting*
 Motion Detection
 Wireless Control Options (Casambi)

* Delivered separately
 (not installed in luminaire).

INSTALLATIONS



ALABAMA SLIGHT



REF 10192.PN | 10192.SR

.PN
PENDANT

10192 ALABAMA SLIGHT | PN
Pag. 70

.SR
SURFACE

10192 ALABAMA | SR
Pag. 70



PENDANT | SURFACE
 .SR
 .PN

ALABAMA SLIGHT	REF.	DIMENSION ▲	FINISH	DIFFUSER ■	POWER	CRI	K	DOWNLIGHT			UPLIGHT ▲UP *1		DIMM ▼	SKETCH
								LUMEN	WATT	mA	LUMEN	WATT		
	10192	.35	●	.OP .MP	.ST	.9	.27	2706	27	700	458	7	.DA .PU .D1	
								2940			474			
								3000			603			
	10192	.45	●	.OP .MP	.ST	.9	.27	4510	45	700	605	9	.DA .PU .D1	
								4900			627			
								5000			797			
	10192	.65	●	.OP .MP	.ST	.9	.27	10824	109	700	901	13	.DA .PU .D1	
								11760			933			
								12000			1186			
	10192	.95	●	.OP .MP	.ST	.9	.27	19844	200	700	1344	20	.DA .PU .D1	
								21560			1392			
								22000			1770			
	10192	.125	●	.OP .MP	.ST	.9	.27	31570	318	700	1787	27	.DA .PU .D1	
								34300			1851			
								35000			2353			

Reference order | 10192.XX.SR.PN.XX.XX.ST9.XX.XX.XX

OPTIONS (.PN)

CABLE CONCENTRATOR	CONNECTION BOX	REF.	FOR MODEL	FINISH
		CB10	.35	●
		CB02	.45 .65	
		CB05	.95 .125	

Reference order | CBXX.XX

CABLE CONCENTRATOR KIT	CONNECTION BOX	REF.	FOR MODEL	FINISH
		SC21	.35	●
		SC22	.45 .65	
		SC23	.95 .125	

Reference order | SCXX.XX

SUSPENSION KIT	REF.	DIMENSION	FINISH
	SC05	5M.	.SA
	SC07	7M.	
	SC10	10M.	

Reference order | SCXX.SA

CENTRAL ROD SUSPENSION*	CONNECTION BOX	REF.	DIMENSIONS	FINISH
		SC20	.60 600mm	●
			.80 800mm	
			.100 1000mm	

Luminaire .95 and .125 require 3 rod suspensions.
Luminarias .95 y .125 requieren 3 tijas.

Reference order | SC20.XX.XX

*1 Uplight (UP) is only available for ON-OFF and DALI dimmable (.DA) options, both in 24VdC. La luz indirecta está solo disponible para versiones on-off y regulación DALI (.DA), ambas en 24VdC.

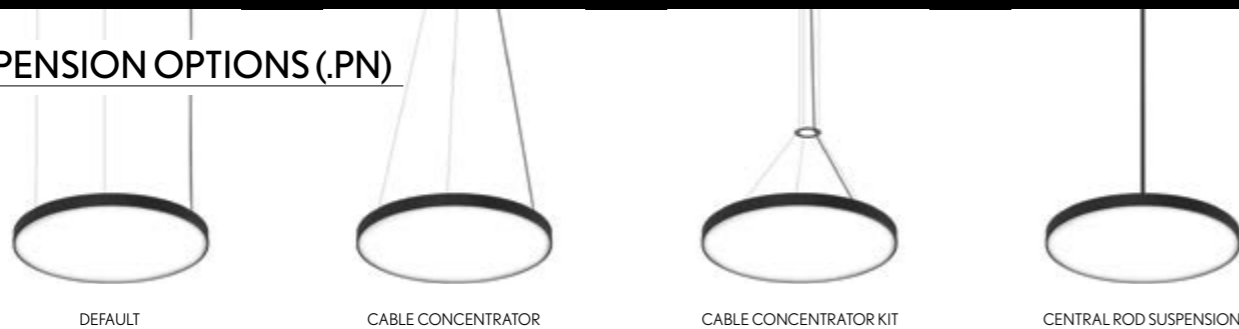
• Select finishes



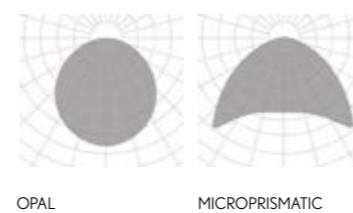
ALABAMA SLIGHT

REF 10192.PN | 10192.SR

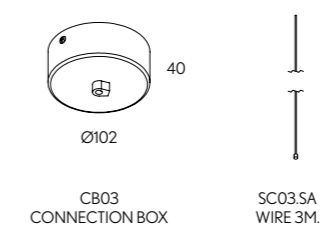
SUSPENSION OPTIONS (.PN)



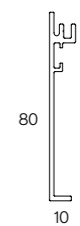
PHOTOMETRY



INCLUDED (.PN)



PROFILE



PENDANT | SURFACE

.SR
.PN