



## FINISHES

### ● COLORS



## DIMENSIONS

● DIAMETERS mm. | HEIGHT 78 mm.  
250 | 350 | 450 | 650 | 950 | 1250

## LIGHTING OPTIONS

### ■ DIFFUSERS

OPAL | MICROPRISMATIC

### POWERS

STANDARD

### CRI

90

### COLOR TEMPERATURES

2700K | 3000K | 4000K

### ▼ DIMMABLE OPTIONS

DALI | 1.10 | PUSH

### ▲ LIGHT DISTRIBUTION OPTIONS

DOWN | UP-DOWN

## LUMINAIRE INCLUDES

### .PN

3 x Suspension cables 3m  
NON-DIM DOWN: 1 x Feed Hose 3 x 0,75mm<sup>2</sup>  
NON-DIM DOWN-UP: 1 x Feed Hose 5 x 0,75mm<sup>2</sup> (Ø350 / Ø450 - 2 x Feed Hose 3 x 0,75mm<sup>2</sup>)  
DIM DOWN: 1 x Feed Hose 5 x 0,75mm<sup>2</sup> (Ø250 - 1 x Feed Hose 3 x 0,75mm<sup>2</sup>)  
DIM DOWN-UP: 1 x Feed Hose 5 x 0,75mm<sup>2</sup> (Ø350 / Ø450 - 1 x Feed Hose 3 x 0,75mm<sup>2</sup>)  
Connection box CB03 with luminaire's finish

### .SR

Surface mounting kit



### ON DEMAND

Special RAL Color  
Number of switches  
Emergency Lighting\*  
Motion Detection  
Wireless Control Options (Casambi)

\* Delivered separately  
(not installed in luminaire).

## INSTALLATIONS



# ALABAMA SLIM

REF 310002.PN | 310002.SR




.PN  
PENDANT

·310002 ALABAMA SLIM | PN  
Pag.66



.SR  
SURFACE

·310002 ALABAMA SLIM | SR  
Pag.66



PENDANT | SURFACE  
SR  
PN

ALABAMA SLIM	REF.	DIMENSION	FINISH	DIFFUSER	POWER	CRI	K	DOWNLIGHT			UPLIGHT ▲UP *1		DIMM ▼	SKETCH
								LUMEN	WATT	mA	LUMEN	WATT		
	310002	.25 *2	●	.OP .MP	.ST	.9	.27	1385	13	250	310	.DA .PU .D1		
								1400			321			5
								1425			408			
	310002	.35	●	.OP .MP	.ST	.9	.27	2350	19	250	458	.DA .PU .D1		
								2392			474			7
								2697			603			
	310002	.45	●	.OP .MP	.ST	.9	.27	4700	37	250	605	.DA .PU .D1		
								4784			627			9
								5394			797			
	310002	.65	●	.OP .MP	.ST	.9	.27	10572	82	250	901	.DA .PU .D1		
								10704			933			13
								12484			1186			
	310002	.95	●	.OP .MP	.ST	.9	.27	21598	168	250	1344	.DA .PU .D1		
								21976			1392			20
								25816			1770			
	310002	.125	●	.OP .MP	.ST	.9	.27	36308	282	250	1787	.DA .PU .D1		
								36848			1851			27
								43124			2353			

Reference order **310002.XX.SR.XX.XX.ST9.XX.XX.XX**

\*1 Uplight (UP) is only available for ON-OFF and DALI dimmable (.DA) options, both in 24VdC. *La luz indirecta está solo disponible para versiones on-off y regulación DALI (.DA), ambas en 24VdC.*  
 \*2 Remote Driver. *Driver en remoto.*  
 \*3 Remote Driver for uplight. *Driver en remoto para luz indirecta.*

### OPTIONS (.PN)

CABLE CONCENTRATOR	CONNECTION BOX	REF.	FOR MODEL	FINISH
		CB10	.25 .35	●

Reference order **CBXX.XX**

CABLE CONCENTRATOR KIT	CONNECTION BOX	REF.	FOR MODEL	FINISH
		SC21	.25 .35	●

Reference order **SCXX.XX**

SUSPENSION KIT	REF.	DIMENSION	FINISH
	SC05	5M.	.SA
	SC07	7M.	
	SC10	10M.	

Reference order **SCXX.SA**

CENTRAL ROD SUSPENSION*	CONNECTION BOX	REF.	DIMENSIONS	FINISH
		SC20	.60 600mm	●
			.80 800mm	
			.100 1000mm	

Luminaire .95 and .125 require 3 rod suspensions.  
 Luminarias .95 y .125 requieren 3 tijas.

Reference order **SC20.XX.XX**

Select finishes




- ALUMINUM PC
- 0°
- 0°
- CRI ≥90
- IP40
- LIFE 50000H
- DIM OPTIONAL
- INTEGRATED
- 220-240 V 50-60 Hz
- CE

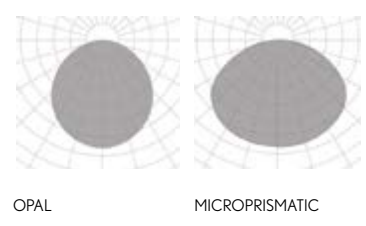
# ALABAMA SLIM

REF 310002.PN | 310002.SR

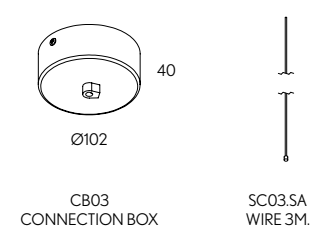
### SUSPENSION OPTIONS (.PN)



### PHOTOMETRY



### INCLUDED (.PN)



### PROFILE

