



FINISHES

● COLORS



DIMENSIONS

● LENGTHS

PER METER

COMPONENTS

PATRICIA
LED MODULES
LENSES

POWER

STANDARD

CRI

90

COLOR TEMPERATURE

2700K | 3000K | 4000K

▼ DIMMABLE OPTIONS

DALI


▲ LIGHT DISTRIBUTION

DOWN

LUMINAIRE INCLUDES

.SR

Surface mounting kit



ON DEMAND
Custom dimensions

INSTALLATIONS



.PN
PENDANT

·10225 ALARIK | PN
Pag. 190



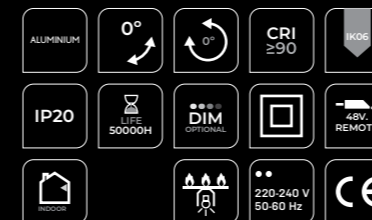
.SR
SURFACE

·10225 ALARIK | SR
Pag. 190




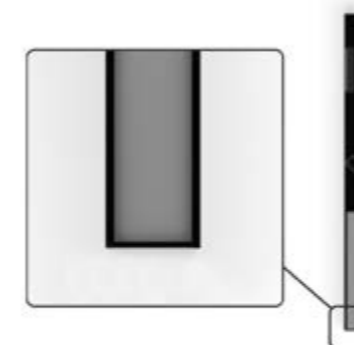
.TR
TRIMLESS


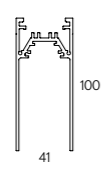
·10225 ALARIK | TR
Pag. 628



ALARIK

REF 10225.PN | 10225.SR


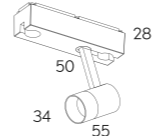


ALARIK	REF.	DIMENSION	FINISH	SKETCH
	10225	.01 1m	●	


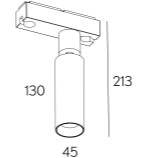
48V TRANSFORMER	DIMENSION	WATT
DR48	.01	75
	.02	120
	.03	200

Reference order | 10225.XX | .SR | .PN | .XX


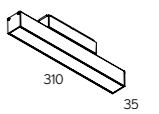

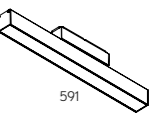

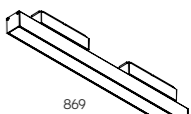
Reference order | DR48.XX

PATRICIA S	REF.	DIMENSION	FINISH	OPTIC OPTIONS	POWER	CRI	K	LUMEN	WATT	VdC	DIMM	SKETCH
	20146	.01	●	.15 .24 .38	.ST	.9	.27	576	8	48	.DA	
							.30	607				
							.40	695				


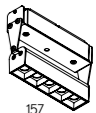
Reference order | 20146.01.XX.XX | .ST9.XX.XX


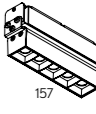
PATRICIA M	REF.	DIMENSION	FINISH	OPTIC OPTIONS	POWER	CRI	K	LUMEN	WATT	VdC	DIMM	SKETCH
	20193	.01	●	.15 .24 .38	.ST	.9	.27	1173	13	48	.DA	
							.30	1181				
							.40	1207				


Reference order | 20193.01.XX.XX | .ST9.XX.XX

LED MODULES	REF.	DIMENSION	FINISH	DIFFUSER	POWER	CRI	K	LUMEN	WATT	VdC	DIMM	SKETCH
	11542	.01	.BK-BK	.OP	.ST	.9	.27	765	6	48	.DA	
							.30	795				
							.40	825				
	11542	.02	.BK-BK	.OP	.ST	.9	.27	1530	12	48	.DA	
							.30	1590				
							.40	1650				
	11542	.03	.BK-BK	.OP	.ST	.9	.27	2295	18	48	.DA	
							.30	2385				
							.40	2475				

Reference order | 11542.XX.XX.XX | .ST9.XX.XX


LENSES	REF.	DIMENSION	SHAPE	FINISH	OPTIC OP.	POWER	CRI	K	LUMEN	WATT	VdC	DIMM	SKETCH
	11534	.05F	.RD .SQ	.BK-BK	.20 .40 .60	.ST	.9	.27	660	10	48	.DA	
								.30	750				
								.40	827				

	11534	.05	.RD .SQ	.BK-BK	.20 .40 .60	.ST	.9	.27	660	10	48	.DA	
								.30	750				
								.40	827				



Reference order | 11534.XX.XX.XX.XX | .ST9.XX.XX

Select finishes



.WH-WH .BK-BK

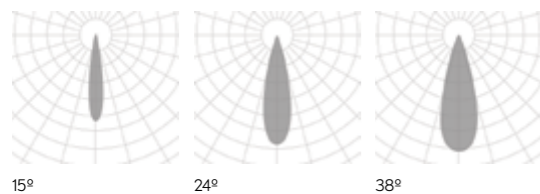


ALARIK

REF 10225.PN | 10225.SR

PHOTOMETRY

PATRICIA



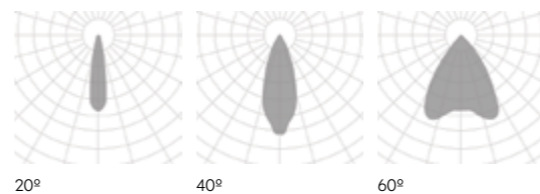
15°

24°

38°

PHOTOMETRY

LENSES



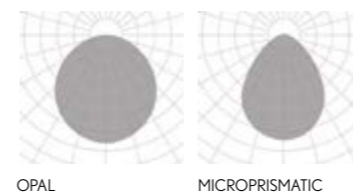
20°

40°

60°

PHOTOMETRY

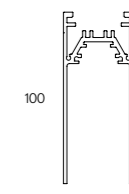
LED MODULES



OPAL

MICROPRISMATIC

PROFILE



41


PENDANT | SURFACE

.SR

.PN

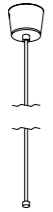
PENDANT | SURFACE

COMPONENTS

COVERT KIT	REF.	FINISH
	TF18	●





Reference order | TF18 | .SR | .PN | .XX

OPTIONS (.PN)

SUSPENSION KIT	REF.	DIMENSION	FINISH
	SC05	5M.	.SA
	SC07	7M.	
	SC10	10M.	

Reference order | SCXX.SA

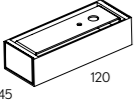
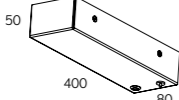
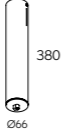
JOINTS

LINEAR JOINT	ANGLE JOINT	T-JOINT	CROSS JOINT	WALL-CEILING JOINT	FINISH
				X	●
UR18	UL18	UT18	UC18	X	

* Each angle joint requires an additional driver to that of the luminaire. *Cada esquina requiere de un driver adicional al de la luminaria.*

Reference order | XX18 | .SR | .PN | .XX

BOXES (.PN) Not-included, please select:


CONNECTION BOX FOR REMOTE DRIVER	DRIVER BOX		FINISH
 45 120	 50 400 80	 380 Ø66	●
CB09.12	CB06.40	CB08.38	

Reference order | XXXX.XX



PENDANT | SURFACE

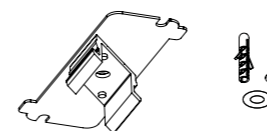
● Select finishes



ALARIK

REF 10225.PN | 10225.SR

INCLUDED (.SR)



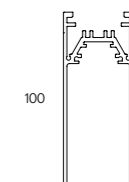
SR MOUNTING KIT

INCLUDED (.PN)



SC03.SA
WIRE 3M.

PROFILE



41



FINISHES

● COLORS



DIMENSIONS

● LENGTHS

PER METER

COMPONENTS

PATRICIA
LED MODULES
LENSES

POWER

STANDARD

CRI

90

COLOR TEMPERATURE

2700K | 3000K | 4000K

▼ DIMMABLE OPTIONS


DALI

▲ LIGHT DISTRIBUTION

DOWN

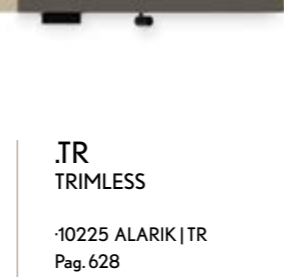
LUMINAIRE INCLUDES

Trimless mounting kit



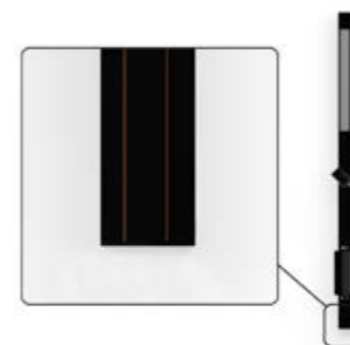
ON DEMAND
Custom dimensions


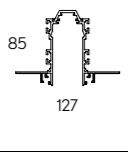
INSTALLATIONS



ALARIK

REF 10225.TR


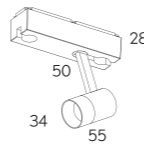


ALARIK	REF.	DIMENSION	FINISH	SKETCH
	10225	.01 1m	●	


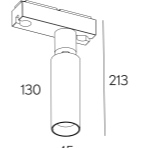
48V TRANSFORMER	DIMENSION	WATT
DR48	.01	75
	.02	120
	.03	200

Reference order | 10225.XX.TR.XX




Reference order | DR48.XX

PATRICIA S	REF.	DIMENSION	FINISH	OPTIC OPTIONS	POWER	CRI	K	LUMEN	WATT	VdC	DIMM	SKETCH
	20146	.01	●	.15 .24 .38	.ST	.9	.27	576	8	48	.DA	
							.30	607				
							.40	695				


Reference order | 20146.01.XX.XX.ST9.XX.XX

PATRICIA M	REF.	DIMENSION	FINISH	OPTIC OPTIONS	POWER	CRI	K	LUMEN	WATT	VdC	DIMM	SKETCH
	20193	.01	●	.15 .24 .38	.ST	.9	.27	1173	13	48	.DA	
							.30	1181				
							.40	1207				


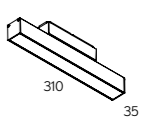

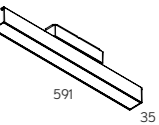

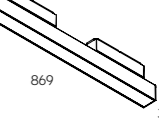
Reference order | 20193.01.XX.XX.ST9.XX.XX

 Total length = Profile length + 10mm + 2x2mm (Cover kit)
 (Total length + 2mm) x 85mm
 115mm


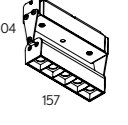
● Select finish


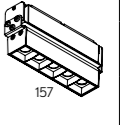



.WH-WH .BK-BK

LED MODULES	REF.	DIMENSION	FINISH	DIFFUSER	POWER	CRI	K	LUMEN	WATT	VdC	DIMM	SKETCH
	11542	.01	.BK-BK	.OP .MP	.ST	.9	.27	765	6	48	.DA	
							.30	795				
							.40	825				
	11542	.02	.BK-BK	.OP .MP	.ST	.9	.27	1530	12	48	.DA	
							.30	1590				
							.40	1650				
	11542	.03	.BK-BK	.OP .MP	.ST	.9	.27	2295	18	48	.DA	
							.30	2385				
							.40	2475				

Reference order | 11542.XX.XX.XX.ST9.XX.XX

	REF.	DIMENSION	FINISH	DIFFUSER	POWER	CRI	K	LUMEN	WATT	VdC	DIMM	SKETCH	
	11534	.05F	.RD .SQ	.BK-BK	.20 .40 .60	.ST	.9	.27	660	10	48	.DA	
								.30	750				
								.40	827				

LENSES	REF.	DIMENSION	SHAPE	FINISH	OPTIC OP.	POWER	CRI	K	LUMEN	WATT	VdC	DIMM	SKETCH
	11534	.05	.RD .SQ	.BK-BK	.20 .40 .60	.ST	.9	.27	660	10	48	.DA	
								.30	750				
								.40	827				



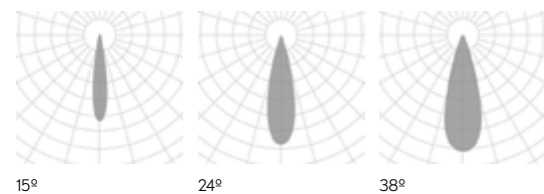
Reference order | 11534.XX.XX.XX.XX.ST9.XX.XX

ALARIK

REF 10225.TR

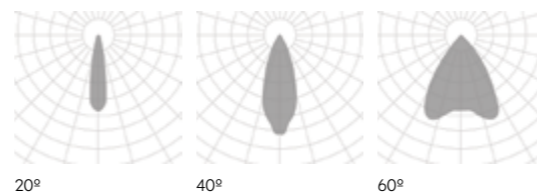
PHOTOMETRY

PATRICIA



PHOTOMETRY

LENSES



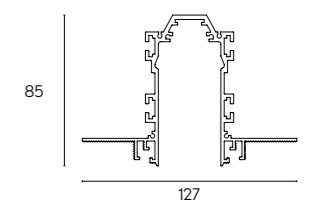
PHOTOMETRY

LED MODULES



PROFILE

12,5mm Standard Ceiling




TRIMLESS

.TR

TRIMLESS





631

COMPONENTS

COVERT KIT	REF.	FINISH
	TF18	•

Reference order | TF18.TR.XX

JOINTS

LINEAR JOINT	ANGLE JOINT	T-JOINT	CROSS JOINT	WALL-CEILING JOINT	FINISH
				X	•
UR18	UL18	UT18	UC18	X	


* Each corner requires an additional driver to that of the luminaire. *Cada esquina requiere de un driver adicional al de la luminaria.*

Reference order | XX18.TR.XX



TRIMLESS

• Select finish



- ALUMINIUM PC
- 0°
- 0°
- CRI ≥90
- KOS
- IP20
- IP23
- LIFE 50000H
- DIM OPTIONAL
- INTEGRATED
- INDOOR
-
- 220-240 V 50-60 Hz
- CE

ALARIK

REF 10225.TR

PROFILE

12,5mm Standard Ceiling

