

## Mastering light has never been so easy

It's playtime! Lighting design with Alarik family is an exercise of creativity. Freedom, functionality, uniqueness... In short, unbridled flexibility and total control over the final result.

## *Jugar con luz nunca ha sido tan fácil*

*¡Que empiece el juego! Iluminar con la familia Alarik es lo más parecido a un ejercicio de ingenio. Libertad, funcionalidad, singularidad... en definitiva, diseño sin ataduras y siempre con el control absoluto del resultado a obtener.*

# ALARIK SLIM

new



## FINISHES

### ● COLORS



## DIMENSIONS

### ● LENGTHS

PER METER

## COMPONENTS

SLIM PATRICIA  
SLIM PATRICIA ZOOM  
SLIM LED BALL  
SLIM TUBE  
SLIM WALL WASHER  
SLIM LENSES  
SLIM MOTION LENSES  
SLIM LED MODULES

### POWER

STANDARD

### CRI

90

### COLOR TEMPERATURE

2700K | 3000K | 4000K

### ▼ DIMMABLE OPTIONS

DALI | 1.10


### ▲ LIGHT DISTRIBUTION

DOWN

## LUMINAIRE INCLUDES

**.SR**

Surface mounting kit



ON DEMAND  
Custom dimensions

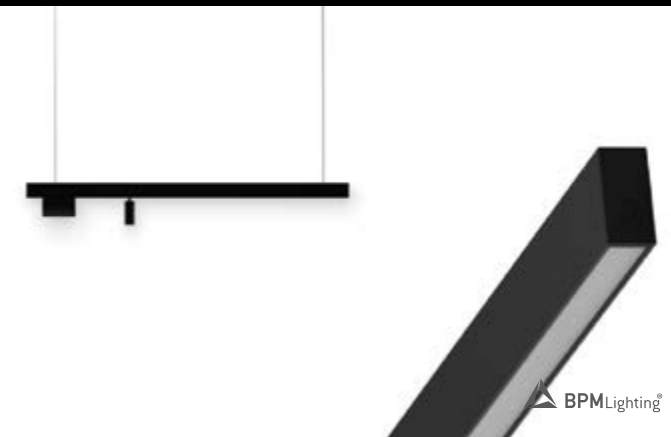

## INSTALLATIONS

<b>.PN</b> PENDANT	<b>.SR</b> SURFACE	<b>.RF</b> RECESSED FRAME	<b>.TR</b> TRIMLESS
·20224 ALARIK SLIM   PN Pag. 178	·20224 ALARIK SLIM   SR Pag. 178	·20224 ALARIK SLIM   RF Pag. 428	·20224 ALARIK SLIM   TR Pag. 622

ALUMINIUM	0°	0°	CRI ≥90	IK08
IP20	LIFE 50000H	DIM OPTIONAL	48V. REMOTE	
INDOOR		220-240 V 50-60 Hz	CE	

# ALARIK SLIM

REF 20224.PN | 20224.SR



PENDANT | SURFACE

.SR  
.PN

ALARIK SLIM	REF.	DIMENSION	FINISH	SKETCH
	20224	.01 1m	●	

48V TRANSFORMER	DIMENSION	WATT
DR48	.01	75
	.02	120
	.03	200

INTEGRATED POWER	REF.	WATT
	10246.DR (404x43x22mm)	200W

Reference order | 20224.XX.PN.SR.XX

Reference order | DR48.XX

Reference order | 10246.DR

SLIM PATRICIA	REF.	DIMENSION	FINISH	OPTIC OPTIONS	POWER	CRI	K	LUMEN	WATT	V <sub>a</sub> C	DIMM	SKETCH
	11544	.01	●	.15 .38 .60	.ST	.9	.27	576	8	48	.DA .D1	
							.30	607				
							.40	695				
	11544	.02	●	.15 .38 .60	.ST	.9	.27	1173	15	48	.DA .D1	
							.30	1181				
							.40	1207				

Reference order | 11544.XX.XX.XX.ST9.XX.XX

SLIM PATRICIA ZOOM	REF.	DIMENSION	FINISH	OPTIC OPTIONS	POWER	CRI	K	LUMEN	WATT	V <sub>a</sub> C	DIMM	SKETCH
	11546	.01	●	.15-36 .36-60	.ST	.9	.27	2038	25	48	.DA .D1	
							.30	2254				
							.40	2320				

Reference order | 11546.01.XX.XX.ST9.XX.XX

SLIM LED BALL	REF.	DIMENSION	FINISH	OPTIC OPTIONS	POWER	CRI	K	LUMEN	WATT	V <sub>a</sub> C	DIMM	SKETCH
	11551	.01	●	.37	.ST	.9	.27	355	8	48	.DA .D1	
							.30	383				
							.40	396				

Reference order | 11551.01.XX.XX.ST9.XX.XX

SLIM LED TUBE 20	REF.	DIMENSION	FINISH	OPTIC OPTIONS	POWER	CRI	K	LUMEN	WATT	V <sub>a</sub> C	DIMM	SKETCH
	11553	.01	●	.20 .40	.ST	.9	.27	174	3	48	.DA .D1	
							.30	187				
							.40	212				

Reference order | 11553.01.XX.XX.ST9.XX.XX

SLIM LED TUBE 40	REF.	DIMENSION	FINISH	OPTIC OPTIONS	POWER	CRI	K	LUMEN	WATT	V <sub>a</sub> C	DIMM	SKETCH
	11552	.01	●	.20 .40	.ST	.9	.27	954	14	48	.DA .D1	
							.30	991				
							.40	1067				

Reference order | 11552.01.XX.XX.ST9.XX.XX


SLIM WALL WASHER	REF.	DIMENSION	FINISH	OPTIC OPTIONS	POWER	CRI	K	LUMEN	WATT	V <sub>a</sub> C	DIMM	SKETCH
	11550	.01	.BK-BK	-	.ST	.9	.27	882	15	48	.DA .D1	
							.30	1013				
							.40	1107				

Reference order | 11550.01.XX.XX.ST9.XX.XX

SLIM LENSES	REF.	DIMENSION	FINISH	OPTIC OPTIONS	POWER	CRI	K	LUMEN	WATT	V <sub>a</sub> C	DIMM	SKETCH
	11548	.01	.BK-BK	.15 .38	.ST	.9	.27	660	8	48	.DA .D1	
							.30	750				
							.40	827				
	11548	.02	.BK-BK	.15 .38	.ST	.9	.27	1320	15	48	.DA .D1	
							.30	1511				
							.40	1654				

Reference order | 11548.XX.XX.XX.ST9.XX.XX

• Select finishes

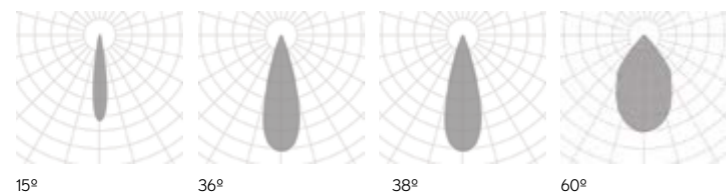


# ALARIK SLIM

REF 20224.PN | 20224.SR

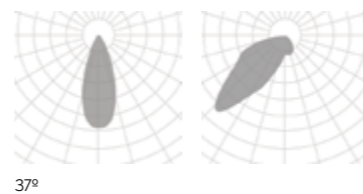
## PHOTOMETRY

SLIM PATRICIA



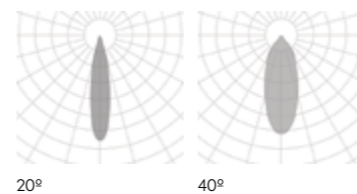
## PHOTOMETRY

SLIM LED BALL | SLIM WALL WASHER

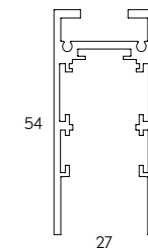


## PHOTOMETRY

SLIM TUBE | SLIM LENSES



## PROFILE



SR  
PN  
PENDANT | SURFACE

SLIM MOTION LENSES	REF.	DIMENSION	FINISH	OPTIC OPTIONS	POWER	CRI	K	LUMEN	WATT	V <sub>a</sub> C	DIMM	SKETCH
	11547	.01	.BK-BK	.15 .38	.ST	.9	.27	660	8	48	.DA .D1	
							.30	750				
							.40	827				

Reference order 11547.01.XX.XX.ST9.XX.XX

SLIM LED MODULES	REF.	DIMENSION	FINISH	DIFFUSER	POWER	CRI	K	LUMEN	WATT	V <sub>a</sub> C	DIMM	SKETCH
	11549	.01	.BK-BK	.OP	.ST	.9	.27	558	9	48	.DA .D1	
							.30	560				
							.40	604				
	11549	.02	.BK-BK	.OP	.ST	.9	.27	1115	18	48	.DA .D1	
							.30	1120				
							.40	1208				
	11549	.03	.BK-BK	.OP	.ST	.9	.27	1670	24	48	.DA .D1	
							.30	1680				
							.40	1812				

Reference order 11549.XX.XX.XX.ST9.XX.XX

### COMPONENTS

COVERT KIT	REF.	FINISH
	TF19	●

Reference order TF19.SR.PN.XX


SUSPENSION KIT	REF.
	ACC20224.SC

Reference order ACC20224.SC

SUSPENSION KIT WITH DRIVER BOX	REF.
	ACC20224.PKDB

Reference order ACC20224.PKDB

● Select finishes



### JOINTS & CONNECTORS

LINEAR JOINT CONNECTOR	FINISH	ANGLE JOINT CONNECTOR	FINISH	POWER FEEDER UNIT	FINISH
	●		●		●
	.BK-BK		.BK-BK		.BK-BK

ACC20224.UR.XX ACC20224.UL.XX ACC20224.CA.XX

LINEAR JOINT	ANGLE JOINT	WALL-CEILING JOINT

UR19.BK-BK UL19.BK-BK UV19.BK-BK

CURVE JOINT KIT *1	REF.	DIMENSION	DEGREE	FINISH	SKETCH
	ACC.20224	.01	45°	.BK-BK .WH-WH	
		.02			
		.03			

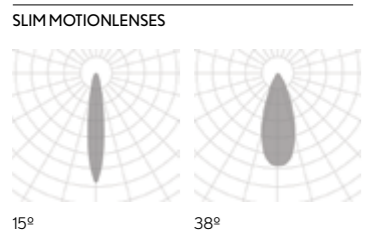
Reference order ACC20224.XX.45.XX

CURVE JOINT KIT *1	REF.	DIMENSION	DEGREE	FINISH	SKETCH	
	ACC.20224	.01	90°	.BK-BK .WH-WH		
					.02	
					.03	


Reference order ACC20224.XX.90.XX

\*1 LED components can not be installed in curve joints. Los componentes LED no se pueden instalar en las uniones curvas.

### PHOTOMETRY



### PHOTOMETRY




- ALUMINIUM
- 0°
- 0°
- CRI ≥90
- IK05
- IP20
- LIFE 50000H
- DIM OPTIONAL
- 48V. REMOTE
- ROOM
- 220-240 V 50-60 Hz
- CE

# ALARIK SLIM

REF 20224.PN | 20224.SR

PENDANT | SURFACE



## Mastering light has never been so easy

Alarik is a set of modular designs for building or simplifying your lighting scheme. With Mini and Slim versions - and their own subfamilies - they adapt to every need.

It's playtime! Lighting design with Alarik is an exercise in creativity. Freedom, functionality, uniqueness... In short, unbridled flexibility and total control over the final result.

## *Jugar con luz nunca ha sido tan fácil*

*Alarik combina referencias modulares que permiten crecer o simplificar los puntos de luz, así como versiones Mini y Slim - a la vez con sus propias subfamilias - que se adaptan a cada necesidad.*

*¡Que empiece el juego! Iluminar con Alarik es lo más parecido a un ejercicio de ingenio. Libertad, funcionalidad, singularidad... en definitiva, diseño sin ataduras y siempre con el control absoluto del resultado a obtener.*

# ALARIK SLIM



## FINISHES

### ● COLORS



## DIMENSIONS

### ● LENGTHS

PER METER

## COMPONENTS

SLIM PATRICIA  
SLIM PATRICIA ZOOM  
SLIM LED BALL  
SLIM TUBE  
SLIM WALL WASHER  
SLIM LENSES  
SLIM MOTION LENSES  
SLIM LED MODULES

### POWER

STANDARD

### CRI

90

### COLOR TEMPERATURE

2700K | 3000K | 4000K

### ▼ DIMMABLE OPTIONS

DALI | 1.10

### ▲ LIGHT DISTRIBUTION

DOWN

## LUMINAIRE INCLUDES

Recessed with frame mounting kit



ON DEMAND  
Taylor your own design

.RF  
RECESSED FRAME

## INSTALLATIONS

.PN  
PENDANT

·20224 ALARIK SLIM |PN  
Pag. 178

.SR  
SURFACE

·20224 ALARIK SLIM |SR  
Pag. 178

.RF  
RECESSED FRAME

·20224 ALARIK SLIM |RF  
Pag. 428


.TR  
TRIMLESS

·20224 ALARIK SLIM |TR  
Pag. 622



# ALARIK SLIM

REF 20224.RF



ALARIK SLIM	REF.	DIMEN-SION	FINISH	SKETCH
	20224	.01 1 mt.	●	

Reference order | 20224.XX.RF.XX

48V TRANSFORMER	DIMENSION	WATT
DR48	.01	75
	.02	120
	.03	200

Reference order | DR48.XX

INTEGRATED POWER	REF.	WATT
	10246.DR (404x43x22mm)	200W

Reference order | 10246.DR

SLIM PATRICIA	REF.	DIMEN-SION	FINISH	OPTIC OPTIONS	POWER	CRI	K	LUMEN	WATT	V <sub>a</sub> C	DIMM	SKETCH
	11544	.01	●	.15 .38 .60	.ST	.9	.27	576	8	48	.DA .D1	
							.30	607				
							.40	695				
	11544	.02	●	.15 .38 .60	.ST	.9	.27	1173	15	48	.DA .D1	
							.30	1181				
							.40	1207				

Reference order | 11544.XX.XX.XX.ST9.XX.XX

SLIM PATRICIA ZOOM	REF.	DIMEN-SION	FINISH	OPTIC OPTIONS	POWER	CRI	K	LUMEN	WATT	V <sub>a</sub> C	DIMM	SKETCH
	11546	.01	●	.15-36 .36-60	.ST	.9	.27	2038	25	48	.DA .D1	
							.30	2254				
							.40	2320				

Reference order | 11546.01.XX.XX.ST9.XX.XX

SLIM LED BALL	REF.	DIMEN-SION	FINISH	OPTIC OPTIONS	POWER	CRI	K	LUMEN	WATT	V <sub>a</sub> C	DIMM	SKETCH
	11551	.01	●	.37	.ST	.9	.27	355	8	48	.DA .D1	
							.30	383				
							.40	396				

Reference order | 11551.01.XX.XX.ST9.XX.XX

SLIM LED TUBE 20	REF.	DIMEN-SION	FINISH	OPTIC OPTIONS	POWER	CRI	K	LUMEN	WATT	V <sub>a</sub> C	DIMM	SKETCH
	11553	.01	●	.20 .40	.ST	.9	.27	174	3	48	.DA .D1	
							.30	187				
							.40	212				

Reference order | 11553.01.XX.XX.ST9.XX.XX

SLIM LED TUBE 40	REF.	DIMEN-SION	FINISH	OPTIC OPTIONS	POWER	CRI	K	LUMEN	WATT	V <sub>a</sub> C	DIMM	SKETCH
	11552	.01	●	.20 .40	.ST	.9	.27	954	14	48	.DA .D1	
							.30	991				
							.40	1067				

Reference order | 11552.01.XX.XX.ST9.XX.XX


SLIM WALL WASHER	REF.	DIMEN-SION	FINISH	OPTIC OPTIONS	POWER	CRI	K	LUMEN	WATT	V <sub>a</sub> C	DIMM	SKETCH
	11550	.01	.BK-BK	-	.ST	.9	.27	882	15	48	.DA .D1	
							.30	1013				
							.40	1107				

Reference order | 11550.01.XX.XX.ST9.XX.XX

SLIM LENSES	REF.	DIMEN-SION	FINISH	OPTIC OPTIONS	POWER	CRI	K	LUMEN	WATT	V <sub>a</sub> C	DIMM	SKETCH
	11548	.01	.BK-BK	.15 .38	.ST	.9	.27	660	8	48	.DA .D1	
							.30	750				
							.40	827				
	11548	.02	.BK-BK	.15 .38	.ST	.9	.27	1320	15	48	.DA .D1	
							.30	1511				
							.40	1654				

Reference order | 11548.XX.XX.XX.ST9.XX.XX

● Select finish

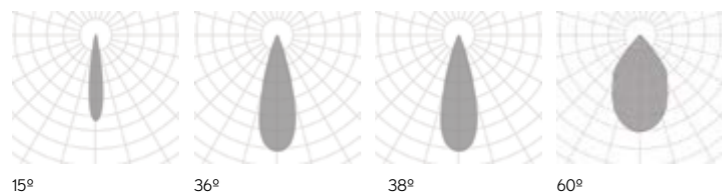


# ALARIK SLIM

REF 20224.RF

## PHOTOMETRY

SLIM PATRICIA



15° 36° 38° 60°

## PHOTOMETRY

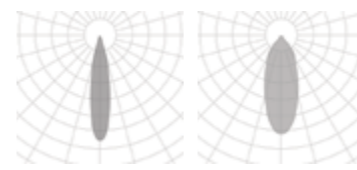
SLIM LED BALL SLIM WALL WASHER



37°

## PHOTOMETRY

SLIM TUBE | SLIM LENSES



20° 40°

SLIMMOTION LENSES	REF.	DIMENSION	FINISH	OPTIC OPTIONS	POWER	CRI	K	LUMEN	WATT	VdC	DIMM	SKETCH
	11547	.01	.BK-BK	.15 .38	.ST	.9	.27	660	8	48	.DA .D1	
							.30	750				
							.40	827				


Reference order 11547.01.XX.XX.ST9.XX.XX

SLIM LED MODULES	REF.	DIMENSION	FINISH	DIFFUSER	POWER	CRI	K	LUMEN	WATT	VdC	DIMM	SKETCH
	11549	.01	.BK-BK	.OP	.ST	.9	.27	558	9	48	.DA .D1	
							.30	560				
							.40	604				
	11549	.02	.BK-BK	.OP	.ST	.9	.27	1115	18	48	.DA .D1	
							.30	1120				
							.40	1208				
	11549	.03	.BK-BK	.OP	.ST	.9	.27	1670	24	48	.DA .D1	
							.30	1680				
							.40	1812				

Reference order 11549.XX.XX.XX.ST9.XX.XX

Total length = Profile length + 2x8mm (Cover kit)  
 (Total length - 8mm) x 30mm  
 90mm

• Select finish



## COMPONENTS

COVER KIT	REF.	FINISH
	TF19	•

Reference order TF19.RF.XX

## JOINTS & CONNECTORS

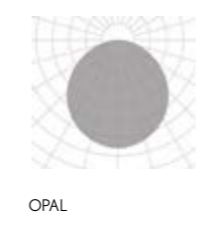
LINEAR JOINT CONNECTOR	FINISH	ANGLE JOINT CONNECTOR	FINISH	POWER FEEDER UNIT	FINISH
	.BK-BK		.BK-BK		.BK-BK
ACC20224.UR.XX		ACC20224.UL.XX			

LINEAR JOINT	ANGLE JOINT	WALL-CEILING JOINT
UR19	UL19	UV19

# ALARIK SLIM

REF 20224.RF

## PHOTOMETRY



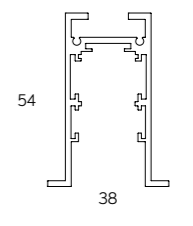
OPAL

## INCLUDED



RF INSTALLATION KIT

## PROFILE



38

RECESSED FRAME .RF