



FINISHES

● COLORS



DIMENSIONS

◆ LENGTHS mm.

794 | 1189 | 1584 | 1979

LIGHTING OPTIONS

■ BEAM ANGLE

20° | 40° | 60°

POWER

STANDARD

CRI

90

COLOR TEMPERATURE

2700K | 3000K | 4000K

▼ DIMMABLE OPTIONS

DALI | 1.10 | PUSH

▲ LIGHT DISTRIBUTION

DOWN

LUMINAIRE INCLUDES

.PN

2 x Suspension cables 3m
NON-DIM DOWN or DIM DOWN: 1 x Feed Hose 3 x 0,75mm²

.SR

Surface mounting kit



ON DEMAND

Emergency Lighting *
Custom dimensions
Motion Detection
Wireless Control Options (Casambi)



* Delivered separately
(not installed in luminaire).

INSTALLATIONS

.PN
PENDANT

·210013 OKKO PLUS MODULAR
LINE | PN - Pag. 154

.SR
SURFACE

·210013 OKKO PLUS MODULAR
LINE | SR - Pag. 154

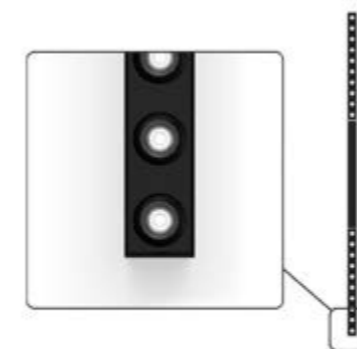
.RF
RECESSED FRAME

·410013 OKKO PLUS MODULAR |
RF - Pag. 470



OKKO PLUS MODULAR LINE

REF 210013.PN | 210013.SR



PENDANT | SURFACE

.SR

.PN

PENDANT | SURFACE

| OKKO PLUS LINE | REF. | DIMENSION | FINISH | POSITIONS |
|----------------|--------|-----------|--------|-----------|
| | 210013 | .02 | | 2 |
| | | .03 | | 3 |
| | | .04 | | 4 |
| | | .05 | | 5 |



Reference order | 210013.XX | .SR | .PN | .XX

| OKKO PLUS LED MODULES | REF. | DIMENSION | FINISH | OPTIC OPTIONS | POWER | CRI | LUMEN | WATT | mA | SKETCH |
|-----------------------|--------|-----------|--------|---------------|-------|-----|----------------|------|-----|--------|
| | 110005 | .10 | | .20 | .ST | .9 | 1114 1245 1320 | 12 | 500 | |
| | | | | .40 | | | | | | |
| | | | | .60 | | | | | | |

Reference order | 110005.10.XX.XX | .ST9.XX

| OKKO PLUS OPAQUE | REF. | DIMENSION | FINISH |
|------------------|-----------|-----------|--------|
| | ACC210013 | .10 | |

Reference order | ACC210013.10.XX


| OKKO PLUS LINE DRIVER | DIMENSION | DIMM |
|-----------------------|---------------------|-------------------|
| DR210013 | .01 1 - 5 modules | .DA .PU .D1 |
| | .02 6 - 9 modules | |
| | .03 10 - 13 modules | |
| | .04 14 - 17 modules | |
| | .05 18 - 20 modules | |

Reference order | DR210013.XX.XX

| COVERT KIT | REF. | FINISH |
|------------|------|--------|
| | TF25 | |

Reference order | TF25 | .SR | .PN | .XX

Select finishes



Not-included, please select:

| CONNECTION BOX AND DRIVER BOX FOR REMOTE DRIVER | DRIVER BOX NON-DIMM | DRIVER BOX DIMMABLE | FINISH |
|---|---------------------|---------------------|--------|
| | | | |
| CB09.12 | CB04.OP * | CB09.32 | |


* No finish color, use this reference as it is (CB04.OP). Sin acabado de color, la referencia es tal cual (CB04.OP)

Reference order | CBXXXX.XX

| SUSPENSION KIT | REF. | DIMENSION | FINISH |
|----------------|------|-----------|--------|
| | SC05 | 5M. | .SA |
| | SC07 | 7M. | |
| | SC10 | 10M. | |

Reference order | SCXX.SA

REFERENCE ORDER EXAMPLE
EJEMPLO DE REFERENCIA



.05 - 5 POSITIONS

Create an OKKO PLUS like the one in the example. Crea un OKKO PLUS como el del ejemplo:

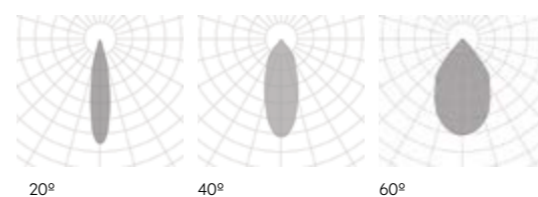
- Select PROFILE. *Selecciona PERFIL.* 210013.95.PN.XX
- Select LED MODULE and quantity. *Selecciona el modulo LED y la cantidad.* 110005.95.XX.XX.ST9.XX (4 Qty./Uds.)
- Add LED MODULES' position. *Añade la posición de los módulos LED.* 1,2,4,5
- Add number of OPAQUE diffusers. *Añade el número de difusores OPAQUE.* ACC210013.95.XX (1Qty./Uds.)
- Verify DRIVER depending on the number of LED modules. *Verifica el DRIVER dependiendo del número de módulos LED.* DR210013.02.XX



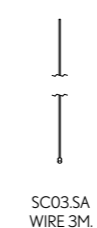
OKKO PLUS MODULAR LINE

REF 210013.PN | 210013.SR


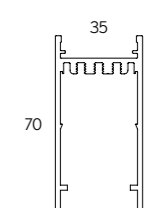
PHOTOMETRY



INCLUDED (.PN)


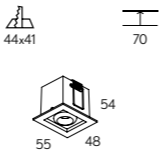

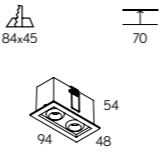

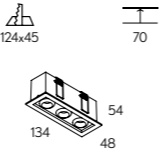

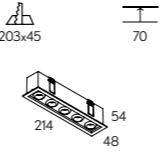

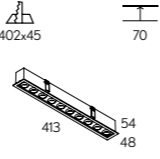


PROFILE



PENDANT | SURFACE

.SR
.PN

| OKKO PLUS MODULAR | REF. | DIMENSIONS | FINISHES | LAMP | OPTIC OPTIONS | POWER | CRI | K | LUMEN | WATT | mA | DIMM* | SKETCH |
|---|--------|------------|----------|------|-------------------|-------|-----|-------------------|----------------------|------|-----|-------------------|--|
|  | 410013 | .01 | ● | .LED | .20 .40 .60 | .ST | .9 | .27 .30 .40 | 111 125 132 | 2 | 100 | .DA .PU .D1 |  |
|  | 410013 | .02 | ● | .LED | .20 .40 .60 | .ST | .9 | .27 .30 .40 | 222 250 264 | 3 | 200 | .DA .PU .D1 |  |
|  | 410013 | .03 | ● | .LED | .20 .40 .60 | .ST | .9 | .27 .30 .40 | 333 375 396 | 5 | 300 | .DA .PU .D1 |  |
|  | 410013 | .05 | ● | .LED | .20 .40 .60 | .ST | .9 | .27 .30 .40 | 555 625 660 | 7 | 500 | .DA .PU .D1 |  |
|  | 410013 | .10 | ● | .LED | .20 .40 .60 | .ST | .9 | .27 .30 .40 | 1114 1245 1320 | 12 | 500 | .DA .PU .D1 |  |

Reference order 410013.XX.RF.XX.XX.ST.9.XX.XX

● Select finishes



● FINISHES

EXTERNAL COLOR



INTERNAL COLOR



DIMENSIONS

● View in family specifications

.01 | .03 | .05 | .10

LIGHTING OPTIONS

■ BEAM ANGLE

20° | 40° | 60°

POWER

STANDARD

CRI

90

COLOR TEMPERATURE

2700K | 3000K | 4000K

▼ DIMMABLE OPTIONS

DALI | 1.10 | PUSH

▲ LIGHT DISTRIBUTION

DOWN

ON DEMAND

Dim to Warm
Tunable White
Wireless Control Options



INSTALLATIONS

.PN
PENDANT

·210013 OKKO PLUS MODULAR
LINE | PN - Pag. 154

.SR
SURFACE

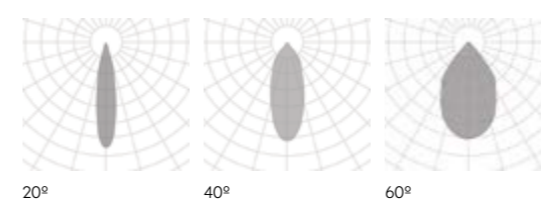
·210013 OKKO PLUS MODULAR
LINE | SR - Pag. 154

.RF
RECESSED FRAME

·410013 OKKO PLUS MODULAR |
RF - Pag. 470



PHOTOMETRY



OKKO PLUS
MODULAR

REF 410013.RF

RECESSED FRAME